

# How to NOT Cancel Campouts















# How to NOT Cancel Campouts

- **Step 1: Don't cancel campouts**
- **Step 2: There are no other steps**





# 3 Plans

- Plan A – fair weather
- Plan B – bad weather
- Plan C – natural disaster

“... help each youth member and adult leader recognize situations that could develop in which the group will have to adjust its schedule or route, or even make camp for the night because of weather circumstances or an injured or ill crew member. **Crews that address possible scenarios in advance are less likely to be surprised on the trail. Contingency planning is critical to the success of every trip.**”

Guide to Safe Scouting




# **Plan B**

- **Change in venue?**
- **Shelter**
- **Clothing**
- **Food**
- **Training**
- **Activities**
- **Preparation for Plan C**



# Plan B - Setup










**Plan A is easy...**

# **Scouting is all about Plan B and C!!!**

- **“Are you really going camping in the rain?”**
  - **Individual boys & families can opt-out**
  - **Report back on experience**
  - **Focus on what boys will learn**
  - **Leave room to fail safely**
  - **Bring extra equipment**
  - **Have a support team ready**
- 
- A winter landscape with a snow-covered field and a line of bare trees under a blue sky. The trees are dark and silhouetted against the sky, and their shadows are cast long on the snow. The overall scene is serene and cold.







# Plan C


- **Fire, Flood, Severe Winds, Lightning**
  - Know topography, low water crossings, path to permanent shelter
- **Evacuation Plan**
- **Camping at home**



*Australian fire tornado*



24 October 2015







**Have FUN!**